



Data sheet | Item number: 2000-5357/101-000

3-conductor sensor/actuator terminal block; for NPN-(low-side) switching actuators; with ground contact; with colored conductor entries; 2.5 mm<sup>2</sup>; Push-in CAGE CLAMP®



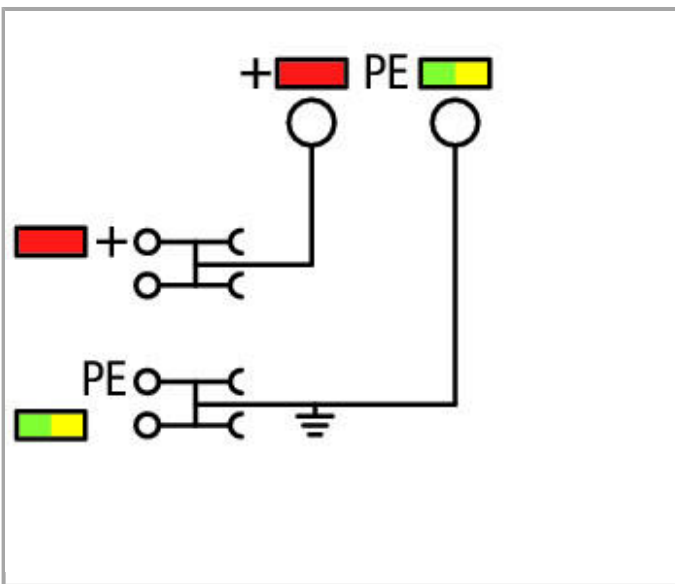
2000-5357/101-000



RoHS  Compliant

[BOMcheck.net](https://www.bomcheck.net)

Color: ■



Item description

3.5 mm spacing per signal (2 x 3.5 mm = 7 mm)

The double spacing per pole of this terminal block series maximizes connectivity. For example, ten sensors may be connected using only five sensor terminal blocks plus a power supply terminal block.

## Data

### Electrical data

#### Ratings per IEC/EN 60664-1

Rated voltage (III / 3)	250 V
Rated current	28 A

#### Approvals per UL 1059

Rated voltage UL (Use Group C)	300 V
Rated current UL (Use Group C)	20 A

#### Approvals per CSA

Rated voltage CSA (Use Group C)	300 V
Rated current CSA (Use Group C)	20 A

### Connection data

Connection technology	Push-in CAGE CLAMP®
Actuation type	Push-in Open Tool Slot
Connectable conductor materials	Copper
Nominal cross section	1 mm <sup>2</sup>
Solid conductor	0.14 ... 1.5 mm <sup>2</sup> / 24 ... 16 AWG
Solid conductor, push-in termination	0.5 ... 1.5 mm <sup>2</sup> / 20 ... 16 AWG
Fine-stranded conductor	0.14 ... 1.5 mm <sup>2</sup> / 24 ... 16 AWG
Strip length	9 ... 11 mm / 0.35 ... 0.43 inch
Solid conductor (2)	0.25 ... 4 mm <sup>2</sup> / 22 ... 12 AWG
Solid conductor, push-in termination (2)	0.25 ... 4 mm <sup>2</sup> / 22 ... 12 AWG
Note (conductor cross-section)	Depending on the conductor characteristic, a conductor with a smaller cross section can also be inserted via push-in termination.
Total number of connection points	8
Total number of potentials	2
Type of wiring	Front-entry wiring

### Geometrical Data

Width	7 mm / 0.276 inch
Height from upper-edge of DIN-35 rail	52.4 mm / 2.063 inch
Depth	81.1 mm / 3.193 inch

## Mechanical data

Design	horizontal
Type of mounting	DIN-35 rail
Marking level	Center/side marking

## Material Data




Color	orange
Insulating material	Polyamide 66 (PA 66)
Fire load	0MJ
Weight	17.872 g

## Commercial data


Country of origin	DE
GTIN	4055143497107
Customs Tariff No.	85369010000

## Approvals / Certificates

### Country specific Approvals















Logo	Approval	Additional Approval Text	Certificate name
	CCA DEKRA Certification B.V.	EN 60947	71- 102841
	CCA DEKRA Certification B.V.	EN 60947	NTR NL 7671
	CSA DEKRA Certification B.V.	C22.2 No. 158	2130762

### UL-Approvals

Logo	Approval	Additional Approval Text	Certificate name
	UL UL International Germany GmbH	UL 1059	E45172 sec.55

## Compatible products

















## check

















	<b>Item no.: 2000-510</b> TOPJOB®S L-type test plug module; modular; for jumper contact slot	2000-510
	<b>Item no.: 2000-552</b> Modular TOPJOB®S connector; modular; for jumper contact slot; 2-pole	2000-552
	<b>Item no.: 2000-553</b> Modular TOPJOB®S connector; modular; for jumper contact slot; 3-pole	2000-553
	<b>Item no.: 2000-554</b> Modular TOPJOB®S connector; modular; for jumper contact slot; 4-pole	2000-554
	<b>Item no.: 2000-555</b> Modular TOPJOB®S connector; modular; for jumper contact slot; 5-pole	2000-555
	<b>Item no.: 2000-556</b> Modular TOPJOB®S connector; modular; for jumper contact slot; 6-pole	2000-556
	<b>Item no.: 2000-557</b> Modular TOPJOB®S connector; modular; for jumper contact slot; 7-pole	2000-557
	<b>Item no.: 2000-558</b> Modular TOPJOB®S connector; modular; for jumper contact slot; 8-pole	2000-558
	<b>Item no.: 2000-559</b> Modular TOPJOB®S connector; modular; for jumper contact slot; 9-pole	2000-559
	<b>Item no.: 2000-560</b> Modular TOPJOB®S connector; modular; for jumper contact slot; 10-pole	2000-560
	<b>Item no.: 2009-174</b> Test plug adapter; for 4 mm Ø test plugs; for testing TOPJOB®S rail-mounted terminal blocks	2009-174
	<b>Item no.: 2009-182</b> Testing tap; for max. 2.5 mm <sup>2</sup> ; tool-free connection for individual test wires 0.08 - 2.5 mm	2009-182
	<b>Item no.: 210-136</b> Test plug; 2 mm Ø; with 500 mm cable	210-136
	<b>Item no.: 210-137</b> Test plug; 2.3 mm Ø; with 500 mm cable	210-137



















## General accessories

















	<b>Item no.: 2000-121</b> Adaptor	2000-121
--	--------------------------------------	----------

## Jumper

	<b>Item no.: 2000-402</b> Push-in type jumper bar; insulated; 2-way; Nominal current 14 A		2000-402
	<b>Item no.: 2000-402/000-005</b> Push-in type jumper bar; insulated; 2-way; Nominal current 14 A	/000-005	2000-402
	<b>Item no.: 2000-402/000-006</b> Push-in type jumper bar; insulated; 2-way; Nominal current 14 A	/000-006	2000-402
	<b>Item no.: 2000-402/000-018</b> Push-in type jumper bar; insulated; 2-way; Nominal current 14 A	/000-018	2000-402
	<b>Item no.: 2000-403</b> Push-in type jumper bar; insulated; 3-way; Nominal current 14 A		2000-403
	<b>Item no.: 2000-403/000-005</b> Push-in type jumper bar; insulated; 3-way; Nominal current 14 A	/000-005	2000-403
	<b>Item no.: 2000-403/000-006</b> Push-in type jumper bar; insulated; 3-way; Nominal current 14 A	/000-006	2000-403
	<b>Item no.: 2000-404</b> Push-in type jumper bar; insulated; 4-way; Nominal current 14 A		2000-404
	<b>Item no.: 2000-404/000-005</b> Push-in type jumper bar; insulated; 4-way; Nominal current 14 A	/000-005	2000-404
	<b>Item no.: 2000-404/000-006</b> Push-in type jumper bar; insulated; 4-way; Nominal current 14 A	/000-006	2000-404
	<b>Item no.: 2000-405</b> Push-in type jumper bar; insulated; 5-way; Nominal current 14 A		2000-405
	<b>Item no.: 2000-405/000-005</b> Push-in type jumper bar; insulated; 5-way; Nominal current 14 A	/000-005	2000-405
	<b>Item no.: 2000-405/000-006</b> Push-in type jumper bar; insulated; 5-way; Nominal current 14 A	/000-006	2000-405
	<b>Item no.: 2000-405/011-000</b> Star point jumper; insulated; 3-way (1-3-5); IN = IN terminal block	/011-000	2000-405
	<b>Item no.: 2000-406</b> Push-in type jumper bar; insulated; 6-way; Nominal current 14 A		2000-406
	<b>Item no.: 2000-406/000-005</b> Push-in type jumper bar; insulated; 6-way; Nominal current 14 A	/000-005	2000-406







	Item no.: 2000-406/000-006 Push-in type jumper bar; insulated; 6-way; Nominal current 14 A	/000-006	2000-406
	Item no.: 2000-406/020-000 Delta jumper; insulated; 1-2 3-4 5-6; IN = IN terminal block	/020-000	2000-406
	Item no.: 2000-407 Push-in type jumper bar; insulated; 7-way; Nominal current 14 A		2000-407
	Item no.: 2000-407/000-005 Push-in type jumper bar; insulated; 7-way; Nominal current 14 A	/000-005	2000-407
	Item no.: 2000-407/000-006 Push-in type jumper bar; insulated; 7-way; Nominal current 14 A	/000-006	2000-407
	Item no.: 2000-408 Push-in type jumper bar; insulated; 8-way; Nominal current 14 A		2000-408
	Item no.: 2000-408/000-005 Push-in type jumper bar; insulated; 8-way; Nominal current 14 A	/000-005	2000-408
	Item no.: 2000-408/000-006 Push-in type jumper bar; insulated; 8-way; Nominal current 14 A	/000-006	2000-408
	Item no.: 2000-409 Push-in type jumper bar; insulated; 9-way; Nominal current 14 A		2000-409
	Item no.: 2000-409/000-005 Push-in type jumper bar; insulated; 9-way; Nominal current 14 A	/000-005	2000-409
	Item no.: 2000-409/000-006 Push-in type jumper bar; insulated; 9-way; Nominal current 14 A	/000-006	2000-409
	Item no.: 2000-410 Push-in type jumper bar; insulated; 10-way; Nominal current 14 A		2000-410
	Item no.: 2000-410/000-005 Push-in type jumper bar; insulated; 10-way; Nominal current 14 A	/000-005	2000-410
	Item no.: 2000-410/000-006 Push-in type jumper bar; insulated; 10-way; Nominal current 14 A	/000-006	2000-410
	Item no.: 2000-433 Push-in type jumper bar; insulated; from 1 to 3; Nominal current 14 A		2000-433
	Item no.: 2000-433/000-005 Push-in type jumper bar; insulated; from 1 to 3; Nominal current 14 A	/000-005	2000-433

	<b>Item no.: 2000-433/000-006</b> Push-in type jumper bar; insulated; from 1 to 3; Nominal current 14 A	2000-433 /000-006
	<b>Item no.: 2000-434</b> Push-in type jumper bar; insulated; from 1 to 4; Nominal current 14 A	2000-434
	<b>Item no.: 2000-435</b> Push-in type jumper bar; insulated; from 1 to 5; Nominal current 14 A	2000-435
	<b>Item no.: 2000-436</b> Push-in type jumper bar; insulated; from 1 to 6; Nominal current 14 A	2000-436
	<b>Item no.: 2000-437</b> Push-in type jumper bar; insulated; from 1 to 7; Nominal current 14 A	2000-437
	<b>Item no.: 2000-438</b> Push-in type jumper bar; insulated; from 1 to 8; Nominal current 14 A	2000-438
	<b>Item no.: 2000-439</b> Push-in type jumper bar; insulated; from 1 to 9; Nominal current 14 A	2000-439
	<b>Item no.: 2000-440</b> Push-in type jumper bar; insulated; from 1 to 10; Nominal current 14 A	2000-440
	<b>Item no.: 2009-402</b> Push-in type wire jumper; insulated; wire length 60 mm; Conductor cross section 0.75 mm <sup>2</sup> ; suitable for 2000 and 2020 Series rail-mounted terminal blocks	2009-402
	<b>Item no.: 2009-404</b> Push-in type wire jumper; insulated; wire length 110 mm; Conductor cross section 0.75 mm <sup>2</sup> ; suitable for 2000 and 2020 Series rail-mounted terminal blocks	2009-404
	<b>Item no.: 2009-406</b> Push-in type wire jumper; insulated; wire length 250 mm; Conductor cross section 0.75 mm <sup>2</sup> ; suitable for 2000 and 2020 Series rail-mounted terminal blocks	2009-406
	<b>Item no.: 210-103</b> Wire commoning chain; insulated; 50 connections	210-103
	<b>Item no.: 210-123</b> Wire commoning chain; insulated; 50 connections	210-123
<b>tools</b>		
	<b>Item no.: 210-647</b> Operating tool with partially insulated shaft; Blade (2.5 x 0.4) mm; short	210-647
	<b>Item no.: 210-648</b> Operating tool with partially insulated shaft; Blade (2.5 x 0.4) mm; short; angled	210-648
	<b>Item no.: 210-719</b> Operating tool with partially insulated shaft; Type 1, blade (2.5 x 0.4) mm	210-719
<b>End plate</b>		
	<b>Item no.: 2000-5391</b> End and intermediate plate; 1 mm thick; for 3-conductor terminal blocks	2000- 5391
<b>Protective Warning Marker</b>		
	<b>Item no.: 2000-115</b> Protective warning marker; with high-voltage symbol, black; for 5 terminal blocks	2000-115

ferrule		
	<b>Item no.: 216-241</b> Ferrule; Sleeve for 0.5 mm <sup>2</sup> / 20 AWG; insulated; electro-tin plated; electrolytic copper; gastight crimped; acc. to DIN 46228, Part 4/09.90	216-241
	<b>Item no.: 216-242</b> Ferrule; Sleeve for 0.75 mm <sup>2</sup> / 18 AWG; insulated; electro-tin plated; electrolytic copper; gastight crimped; acc. to DIN 46228, Part 4/09.90	216-242
	<b>Item no.: 216-243</b> Ferrule; Sleeve for 1 mm <sup>2</sup> / AWG 18; insulated; electro-tin plated; electrolytic copper; gastight crimped; acc. to DIN 46228, Part 4/09.90	216-243
Carrier rail		
	<b>Item no.: 210-112</b> Steel carrier rail; 35 x 7.5 mm; 1 mm thick; 2 m long; slotted; according to EN 60715; "Hole width 25 mm	210-112
	<b>Item no.: 210-113</b> Steel carrier rail; 35 x 7.5 mm; 1 mm thick; 2 m long; unslotted; according to EN 60715	210-113
	<b>Item no.: 210-114</b> Steel carrier rail; 35 x 15 mm; 1.5 mm thick; 2 m long; unslotted; similar to EN 60715	210-114
	<b>Item no.: 210-115</b> Steel carrier rail; 35 x 7.5 mm; 1 mm thick; 2 m long; slotted; according to EN 60715; "Hole width 18 mm	210-115
	<b>Item no.: 210-118</b> Steel carrier rail; 35 x 15 mm; 2.3 mm thick; 2 m long; unslotted; according to EN 60715	210-118
	<b>Item no.: 210-196</b> Aluminum carrier rail; 35 x 8.2 mm; 1.6 mm thick; 2 m long; unslotted; similar to EN 60715	210-196
	<b>Item no.: 210-197</b> Steel carrier rail; 35 x 15 mm; 1.5 mm thick; 2 m long; slotted; similar to EN 60715	210-197
	<b>Item no.: 210-198</b> Copper carrier rail; 35 x 15 mm; 2.3 mm thick; 2 m long; unslotted; according to EN 60715	210-198
Marking accessories		
	<b>Item no.: 2009-110</b> Marking strips; on reel; not stretchable; plain; snap-on type	2009-110
	<b>Item no.: 2009-113</b> WMB-Inline; for Smart Printer; on reel; plain; snap-on type	2009-113
	<b>Item no.: 2009-113/000-002</b> WMB-Inline; for Smart Printer; on reel; plain; snap-on type	2009-113 /000-002
	<b>Item no.: 2009-113/000-005</b> WMB-Inline; for Smart Printer; on reel; plain; snap-on type	2009-113 /000-005
	<b>Item no.: 2009-113/000-006</b> WMB-Inline; for Smart Printer; on reel; plain; snap-on type	2009-113 /000-006





	<b>Item no.: 2009-113/000-007</b> WMB-Inline; for Smart Printer; on reel; plain; snap-on type	2009-113
		<a href="#">/000-007</a>
	<b>Item no.: 2009-113/000-012</b> WMB-Inline; for Smart Printer; on reel; plain; snap-on type	2009-113
		<a href="#">/000-012</a>
	<b>Item no.: 2009-113/000-017</b> WMB-Inline; for Smart Printer; on reel; plain; snap-on type	2009-113
		<a href="#">/000-017</a>
	<b>Item no.: 2009-113/000-023</b> WMB-Inline; for Smart Printer; on reel; plain; snap-on type	2009-113
		<a href="#">/000-023</a>
	<b>Item no.: 2009-113/000-024</b> WMB-Inline; for Smart Printer; on reel; plain; snap-on type	2009-113
		<a href="#">/000-024</a>
	<b>Item no.: 2009-191</b> Group marker carrier	2009-191
	<b>Item no.: 793-3501</b> WMB marking card; as card; plain; snap-on type	793-3501

**Downloads**

**Documentation**

**Bid Text**

2000-5357/101-000	docx 15.7 kB	Download
-------------------	-----------------	----------

**Additional Information**

	pdf 2.1 MB	Download
--	---------------	----------

**CAD/CAE - Smart Data**

**CAD data**

3D Download 2000-5357/101-000	URL	Download
-------------------------------	-----	----------

Subject to changes.